



# MSA Modular Decontamination System

An SMH Modular System Assembly provides flexible decontamination facilities on hard to reach sites, such as blocks of flats, avoiding the need to transit workers from contaminated areas to decontamination facilities, or sites where space is limited and a static or trailer –based unit is not a suitable option. When correctly set up, MSAs meet the criteria set out in the Licensed Contractors' Guide, Chapter 8, Appendix 8.1. and are built in accordance with HSG247.

MSAs are panel-based systems which can be assembled in different configurations, (e.g. straight or L-shaped) and can be extended to provide additional stages to the standard three ('clean', shower, and 'dirty'). These areas are connected by self-closing doors and are large enough to allow the free passage of operatives through the system while wearing decontamination suits and respiratory equipment.

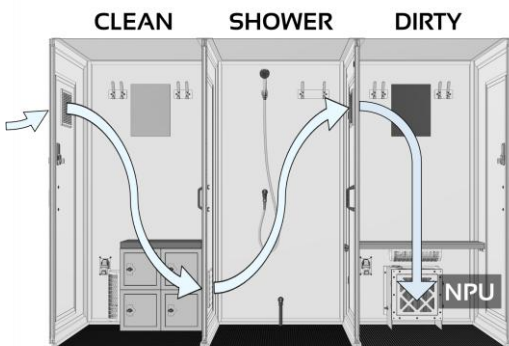
The panels reduce the need for storage and transportation and are easily assembled on site.

The full MSA kits include a shower set, hoses and electrical connections for a Negative Pressure Unit and Water Management System to ensure it is a fully functional decontamination system. Fully assembled, the MSA includes personal lockers, coat hooks, mirrors, bench seating and heaters.



Standard 3-Stage MSA

## Sinusoidal airflow



## At a glance

- Available to buy or hire – see overleaf or speak to your local branch about hiring a unit.
- Weather-proof and fully self-contained.
- Robust 6mm aluminium composite panels mean the assembly is light but durable.
- Built-in vents create sinusoidal airflow, reducing the likelihood of dead spots, and ensuring the unit is kept under negative pressure.
- Self-closing doors maintain the integrity of the system.
- Panel system provides a flexible range of options in the build and is easy to store and transport.

## Available to buy or hire – contact your nearest branch

Romsey  
01794 52 4000  
romsey@smhproducts.com

Bristol  
0117 403 5830  
bristol@smhproducts.com

London  
01277 810035  
london@smhproducts.com

Midlands  
0121 328 6000  
midlands@smhproducts.com

Leeds  
01132 799003  
leeds@smhproducts.com

Glasgow  
0141 556 6600  
glasgow@smhproducts.com

Burscough  
0174 426 660  
burscough@smhproducts.com

Washington  
0191 456 6002  
washington@smhproducts.com

# Technical Data

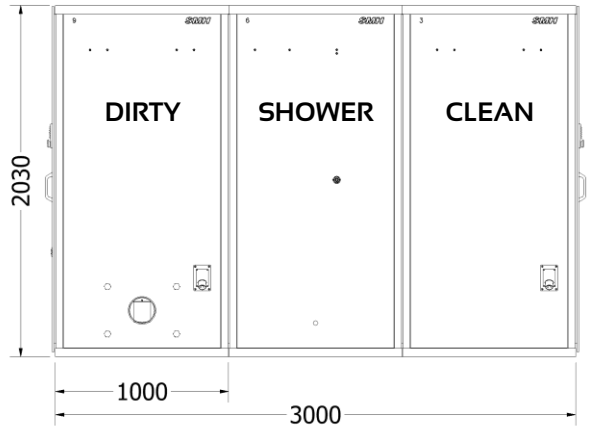
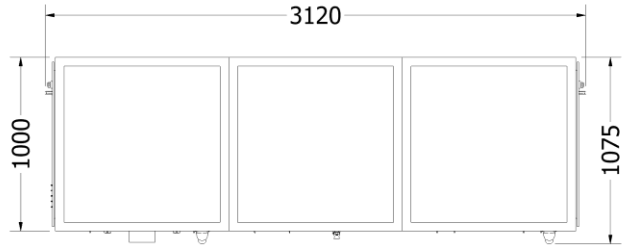
## MSA Specifications

|                             |  |
|-----------------------------|--|
| Unit                        | Supplied in kit form for multiple stages, or as an individual stage  |
| Wall Panels                 | 6mm aluminium composite material (ACM) with aluminium framework  |
| Roofs and Bases             | Aluminium with transparent PETG skylights  |
| Equipment included with Kit | Shower & waste set, locker-bench seat, non-slip rubber floor mats, hoses and power cables, filters & accessories |

## Certification

- All units come PAT and DOP tested;
- The NPU's comply with BS EN 8520-2:2009 Equipment used in the controlled removal of asbestos-containing materials (ACMs);
- The NPU's HEPA filter complies with BS EN 1822-1;
- All appliances comply with BS EN 60335-2-69 Household and similar appliances;
- The units are manufactured at an ISO 9001 quality assured site.

## Dimensions



Standard 3-Stage MSA

## NPU - Negative Pressure Unit



- Model = NPU MSA 300
- Case = White polypropylene, triple seam welded
- Weight (inc. filters) = 15 kg
- Voltage = 110V (standard) or 230V (on request)
- Power & current = 57W, 0.51A
- Electrical protection = 6A MCB
- Nominal airflow rate = 117 m<sup>3</sup>/hr
- Noise level, max = 61 dBA @ 1m distance without ducting
- HEPA filter efficiency = H14 (99.995%)
- HEPA filter size = 305 x 305 x 68 mm
- Pre-filter size = 296 x 296 x 47 mm
- Overall unit size = 418 x 487 x 453 mm

## Pair your MSA with our Negative Pressure Unit and one of our Water Management Systems!

### WMS 200



- Case = Grey polypropylene
- Weight (dry) = 45 kg
- Voltage = 110V, 230V option
- Power = 2x 1250W
- Current = 2x 12A
- Ingress protection = IP44
- Shower flow = 6 LPM
- Waste flow = 12 LPM
- Filtration = 1x 25µm, 1x 5µm
- Size = 1094 x 590 x 767mm

### WMS INSTANT



- Case = White polypropylene
- Weight = 24 kg
- Voltage = 380-415V TP+N
- Power = 27 kW
- Current = 40A @ 400V
- Water heating time = instant
- Shower flow = 6-14 LPM
- Waste flow = 12 LPM
- Filtration = 1x 25µm, 1x 5µm
- Size = 697 x 270 x 720mm

**PLEASE CONTACT US FOR ANY BESPOKE REQUESTS**

# Spare Parts & Accessories

## Complete Kits

| Code       | Item                          | Detail                             | Weights |
|------------|-------------------------------|------------------------------------|---------|
| C000242    | MSA 3-Stage UK – Complete Kit | (3 x) 1000 x 1000 x 2000 mm stages | 250 kg  |
| On request | MSA 5-Stage UK – Complete Kit | (5 x) 1000 x 1000 x 2000 mm stages | 375 kg  |

**Standard MSA 3-Stage UK - Complete Kit includes the following parts and accessories:**

## Parts

| Quantity | Item                       | Detail  | Weights (Each) |
|----------|----------------------------|---|----------------|
| 3        | Floor Tray                 | 1000 x 1000 x 50 mm   | 12 kg          |
| 3        | Roof Tray                  | 1000 x 1000 x 50 mm   | 4 kg           |
| 12       | Corner Post                | 1995 x 39 x 39 mm   | 1.5 kg         |
| 4        | Door Panel                 | 1995 x 950 x 6 mm   | 22 kg          |
| 6        | Side Panel                 | 1995 x 950 x 6 mm   | 10 kg          |
| 3        | Floor Mat                  | Rubber, non-slip  | 1 kg           |
| 1        | Locker-Bench Seat          | Padded bench seat with 4 x lockers each with a 230V socket, also has 60W heater | 26 kg          |
| 1        | Bench with Heater          | GRP bench seat with 60W heater  | 6 kg           |
| 1        | Shower & Waste Kit         | Includes shower head, bracket, shower supply pipe and waste pickup pipe         | 1.3 kg         |
| 4        | Coat Hook Plate (Standard) | 2 coat hooks  | -              |
| 1        | Coat Hook Plate (Large)    | 2 coat hooks  | -              |
| 2        | Power Inlet Kit            | 16A 110V  | -              |
| 2        | Power Cable (5m)           | 16A 110V  | -              |
| 1        | Splitter Cable (0.5m)      | 16A 110V  | -              |
| 4        | Hose (3m)                  | ½" hose connectors  | -              |
| 2        | Mirrors                    | 400 x 300 mm  | -              |

## Accessories

| Quantity | Item                            | Detail            | Weights (Each) |
|----------|---------------------------------|-------------------|----------------|
| 1        | H14 HEPA Filter (Fitted in NPU) | 305 x 305 x 68 mm | -              |
| 2        | Pre-Filter (1 Fitted, 1 Spare)  | 296 x 296 x 47 mm | -              |
| 2        | Water Filter (Spare)            | 5 µm              | -              |
| 1        | Codelock Accessory Kit          | -                 | -              |

## Sold Separately

| Quantity | Item        | Detail                             | Weights (Each) |
|----------|-------------|------------------------------------|----------------|
| 1        | NPU MSA 300 | 110V, 57W, 418 x 487 x 453 mm      | 15 kg          |
| 1        | WMS 200     | 110V, 2x 1250W, 1094 x 590 x 767mm | 45 kg          |
| 1        | WMS INSTA   | 380-415V, 27kW, 697 x 270 x 720mm  | 24 kg          |

**PLEASE CONTACT US FOR ANY BESPOKE REQUESTS**